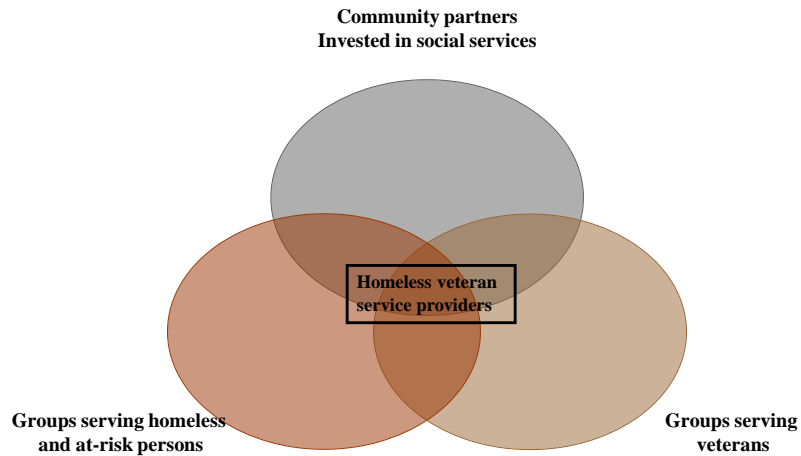


---

## National Coalition for Homeless Veterans (NCHV)

---



# Current numbers:

## Progress in the effort to end veteran homelessness

EXHIBIT 5.11: Change in the Numbers of Homeless Veterans By CoC Category, 2014-2015

|   | Total Change |       | Sheltered Change |       | Unsheltered Change |       |
|---|--------------|-------|------------------|-------|--------------------|-------|
|   | #            | %     | #                | %     | #                  | %     |
| Total Homeless Veterans                     | -5,854       | -10.5 | -2,869           | -8.2  | -2,985             | -14.4 |
| Major Cities                                | -2,998       | -12.0 | -2,463           | -15.1 | -535               | -6.1  |
| Smaller Cities, Counties, and Regional CoCs | -1,425       | -6.3  | 68               | 0.5   | -1,493             | -17.0 |
| Balance of State and Statewide CoCs         | -1,431       | -18.2 | -474             | -10.3 | -957               | -29.2 |

EXHIBIT 5.1: PIT Estimates of Homeless Veterans By Sheltered Status, 2009-2015

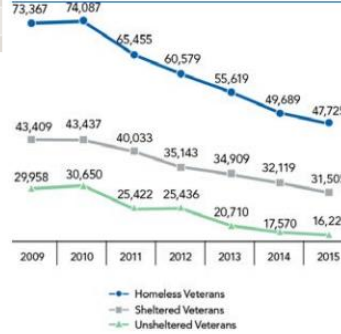
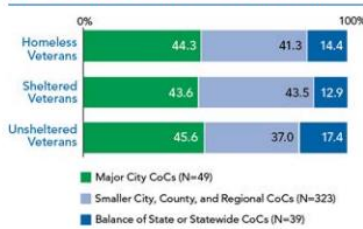


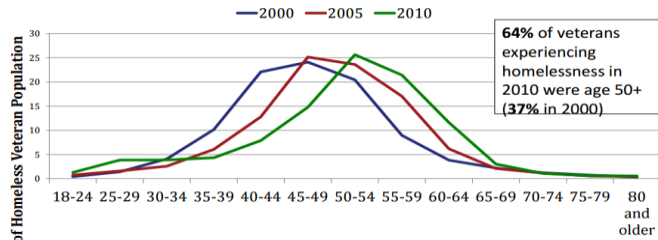
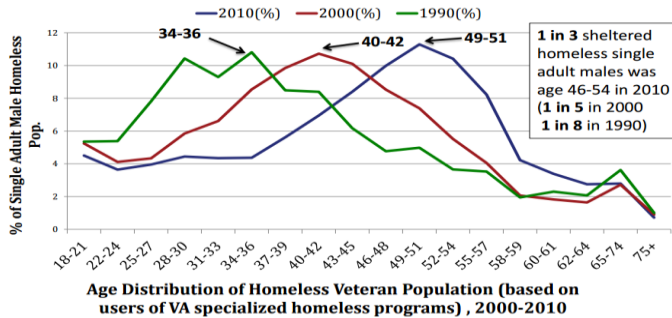
EXHIBIT 5.8: Homeless Veterans By CoC Category and Sheltered Status, 2015



References: HUD Annual Homeless Assessment Report, Nov. 2015; <https://www.hudexchange.info/resources/documents/2015-AHAR-Part-1.pdf>

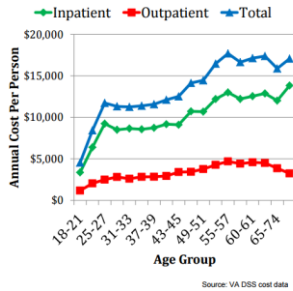
# A look at the numbers:

Changes over time in the connection between homelessness and aging



References: "Projecting Changes in the Scope and Health Service Utilization of Older Veterans Experiencing Homelessness" Thomas Byrne, PhD Investigator, National Center on Homelessness Among Veterans Homeless Evidence and Research Synthesis Roundtable Series November 19, 2015

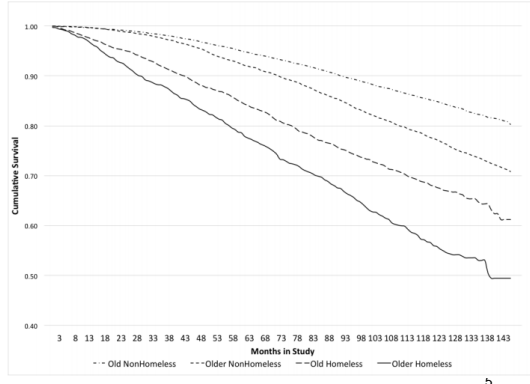
## Why it all matters:



- Compounded health issues**
- Higher rates of illness showing up earlier**
- Suicide risk**
- Increased risk of death**

References: "Projecting Changes in the Scope and Health Service Utilization of Older Veterans Experiencing Homelessness" Thomas Byrne, PhD Investigator, and "Mortality Risk and Factors Influencing Death in Older Homeless Veterans" John A. Schinka, PhD National Center on Homelessness Among Veterans Homeless Evidence and Research Synthesis Roundtable Series November 19, 2015

Homelessness is associated with poor nutrition, low SES, experience of trauma and environmental toxins, inadequate healthcare



## What is working

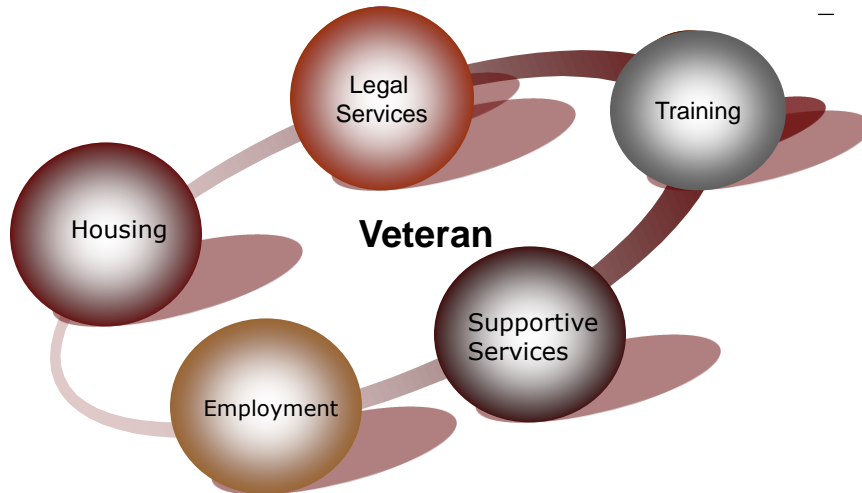
Major components: Outreach; Coordination/access to care and ongoing case management support; Housing resources; Healthcare services and supportive service programs; Income stability

- Rural homelessness**
  - Working through the CoCs
  - Local officials leveraging limited housing resources
  - Telemedicine and remote health care options
  - Beyond VAMCs: Healthcare for the homeless clinics and CHOICE cards

- Aging homelessness**
  - HPACT teams building a safety net of services
  - Caring communities for healthcare "super-utilizers"
  - Investment by philanthropy engaged in housing services

## What we can do better

### Building a social safety net



7

## What You Can Do

### □ Connect

- Come to NCHV training events
- Sign up for NCHV Newsletters
- Go to community meetings on ending veteran homelessness (ICH)
- Social media

### □ Implement

- Scale up best and promising practices
- Training tools and webinars
- Help research match practice

### □ Invest

- Robust support for the programs that work
- Connect health care resources to homelessness prevention
- Maintain VA homeless service access for all veterans

8



## What You Can Do

---

- Baylee Crone:
  - [bcrone@nchv.org](mailto:bcrone@nchv.org)
- Policy: Joshua Stewart:
  - [jstewart@nchv.org](mailto:jstewart@nchv.org)
- Training/TA: Cindy Borden:
  - [cborden@nchv.org](mailto:cborden@nchv.org)