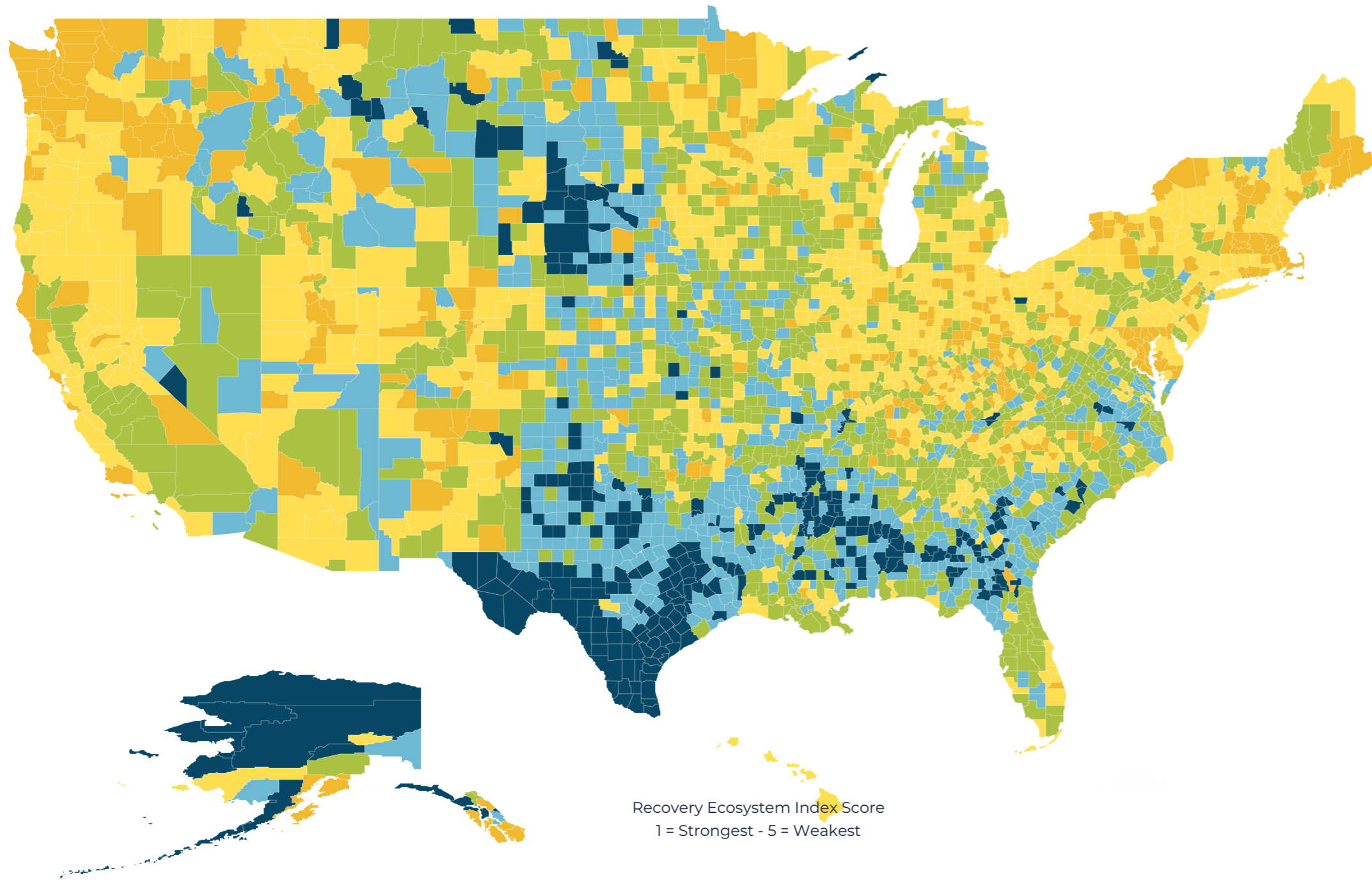


OPIOIDS AND RECOVERY IN THE UNITED STATES

Recovery Ecosystem Score by County



Recovery Ecosystem Index Score
1 = Strongest - 5 = Weakest

Recovery Ecosystem Index Score

1 = Strongest 5 = Weakest

Recovery Ecosystem Index Score is calculated using:

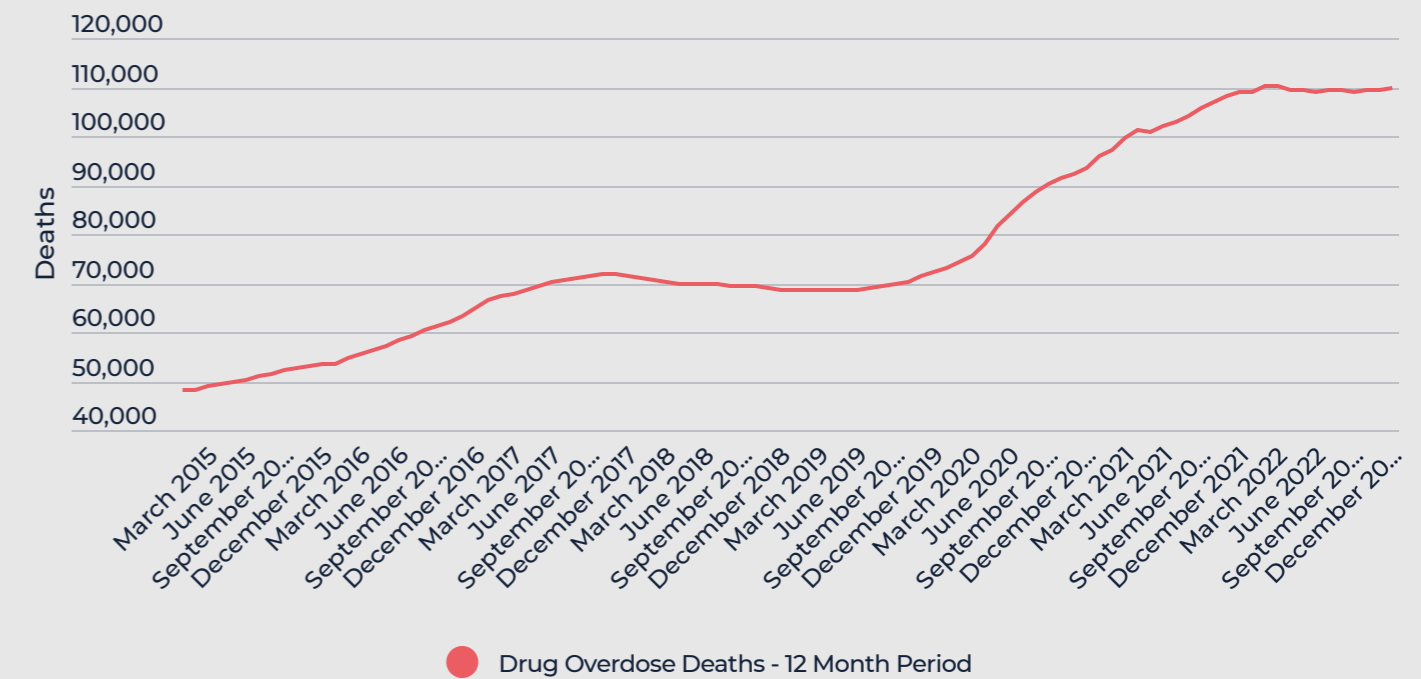
- Substance Use Disorder (SUD) Treatment score
- Continuum of SUD Support score
- Infrastructure and Social Factors score

More information regarding the score can be found here: https://rsconnect.norc.org/recovery_ecosystem_index/

Maps Source:: The Fletcher Group, Inc., East Tennessee State University, and ETSU/NORC Rural Health Equity Research Center, Recovery Ecosystem Index, Supported by The Health Resources and Services Administration (HRSA) of the US Department of Health and Human Services (HHS).

Accessed: https://rsconnect.norc.org/recovery_ecosystem_index/

Drug Overdose Deaths in the United States 2015 - 2022



Source: Centers for Disease Control and Prevention. National Vital Statistics System. Provisional Drug Overdose Death Counts.. <https://www.cdc.gov/nchs/nvss/vsrr/drug-overdose-data.htm>

6.7 Million

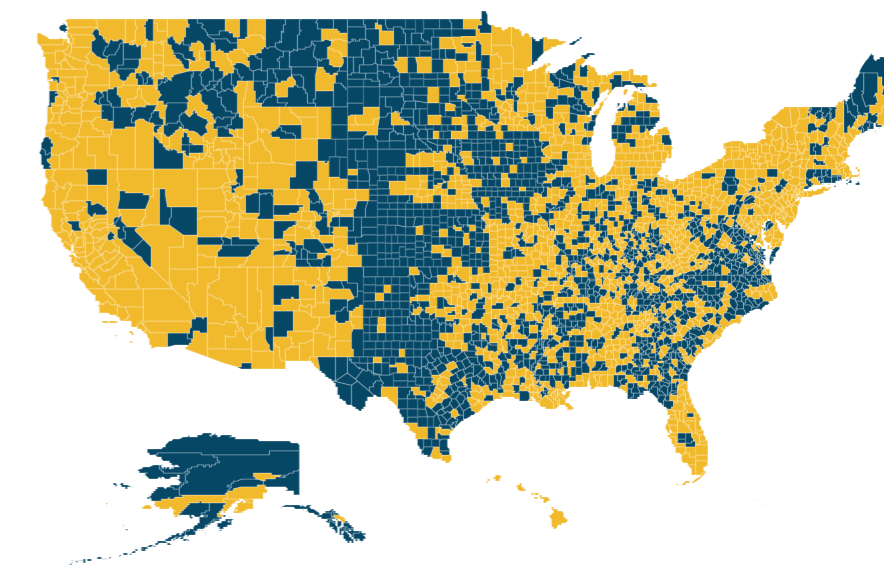
residents outside of metropolitan counties were diagnosed with substance use disorders 2021

831,000

residents outside of metropolitan counties received substance use treatment in 2021

Source: Center for Behavioral Health Statistics and Quality. (2022). Results from the 2021 National Survey on Drug Use and Health: Detailed tables. Substance Abuse and Mental Health Services Administration. <https://www.samhsa.gov/data/report/2021-nsduh-detailed-tables>

Drug Court Availability



● No ● Yes